



## ARTISTMOLEA WORKSHEET FOR YOUTUBE VIDEO 4 Drawing Using Coloured Crayons Worksheet


Crosshatch




Stipple




Tone using the side of the pencil crayon




Directional lines




Crosshatch




Stipple




Tone using the side of the pencil crayon




Directional lines




Crosshatch




Stipple




Tone using the side of the pencil crayon




Directional lines




Crosshatch




Stipple




Tone using the side of the pencil crayon



Directional lines



Examples



**Copyright notice.**

Permission needs to be sought from the author before this worksheet is used within a publication for sale. Please contact the NAPE office <https://nape.org.uk/>

Use pressure on the pencil to create dark tones and less pressure to create light tones

