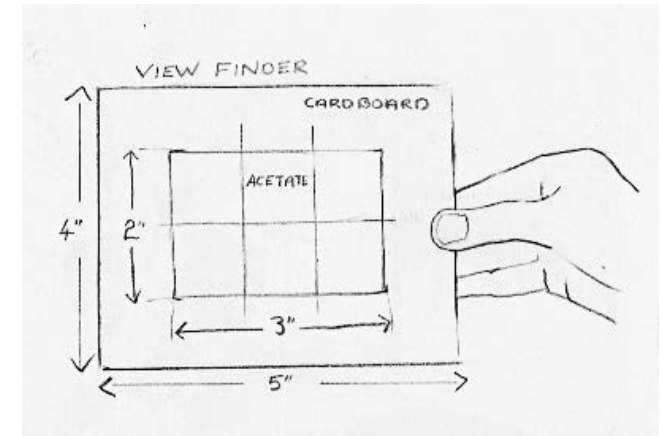
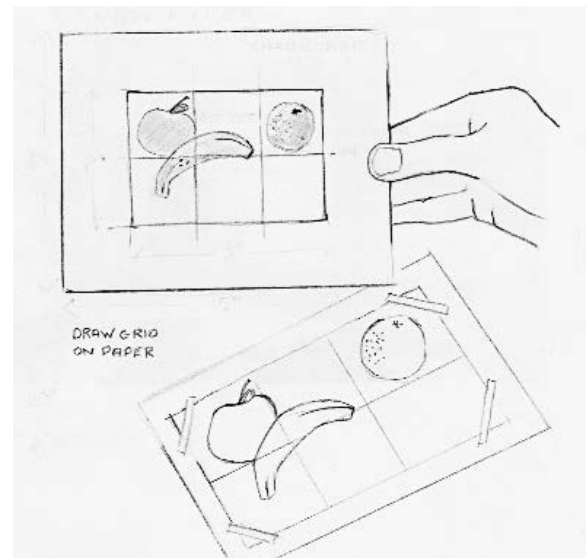




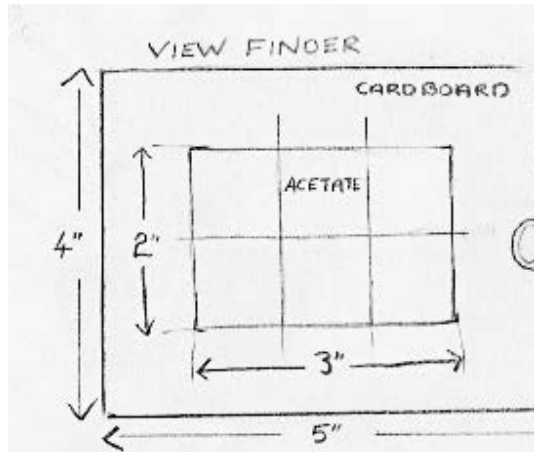
3. Developing Line in Observational Drawing: Using a Viewfinder



- The teacher or pupil can make a simple viewfinder out of card to aid the drawing process. The viewfinder eliminates peripheral vision and helps to focus on the objects in front of the pupil. The pupil can select all or part of the arrangement. See page 2



- Adding lines across the viewfinder helps with the composition. The pupils can copy what can be seen in each square to aid accuracy



- Use the measurements above. Use black card. Add dividing lines (1 inch square) using clear plastic and permanent marker or cello tape black thread across the aperture.

